

If you're able to, your support would be greatly appreciated. Click the link or picture below to help support us!

Support us



The background features a collage of colorful educational cards with various icons and labels: Sky, Clap, Draw, Crayon, Snack, Snap, Fries, Bread, Truck, and Smiley. In the center is the FreeSLP logo, which depicts a person wearing a headset and holding a speech bubble.

Support Free SLP

One time ↻ Monthly

\$ 5

Your name or nickname

Your message

Donate



Thank you for downloading our materials!
We hope they make your sessions an
easier and more enjoyable experience.

[Click to see our favorite Amazon finds](#)

**If you would like to see some our
favorite finds from Amazon that we
love to incorporate into our therapy
sessions, click the link above!**

**Other games and materials that we
love can be found in the favorites
section of our website lined below.**

[Our Recommended games and materials](#)

Step 1

Cut the cards along the circle, or don't and just use the square cards!



Glue or tape the front side of the cards to the backside of the cards



Pro tip:
[use double sided tape for less of a mess and cleaner look!](#)

Step 3


Laminate the cards, so they will hold up over time. Begin Playing!



Click below for:
[Our favorite laminators](#)

Final R

freeslp.com



Fire

freeslp.com




Bear

freeslp.com




Star

freeslp.com



Deer

freeslp.com



Teacher

freeslp.com




Car

freeslp.com



Guitar

freeslp.com



Mirror

R/r

freeslp.com

R/r

freeslp.com

R/r

freeslp.com

R/r

freeslp.com

R/r

freeslp.com

R/r

freeslp.com

R/r

freeslp.com

R/r

freeslp.com