

If you're able to, your support would be greatly appreciated. Click the link or picture below to help support us!

Support us



The background features a collage of colorful educational cards with various icons and words: Sky, Clap, Draw, Crayon, Snack, Snap, Fries, Bread, Truck, and Smell. In the center is the FreeSLP logo, which depicts a person wearing a headset and holding a speech bubble.

Support Free SLP

One time ↻ Monthly

\$ 5

Your name or nickname

Your message

Donate



Thank you for downloading our materials!
We hope they make your sessions an
easier and more enjoyable experience.

[Click to see our favorite Amazon finds](#)

**If you would like to see some our
favorite finds from Amazon that we
love to incorporate into our therapy
sessions, click the link above!**

**Other games and materials that we
love can be found in the favorites
section of our website lined below.**

[Our Recommended games and materials](#)

Step 1

Cut the cards along the circle, or don't and just use the square cards!



Glue or tape the front side of the cards to the backside of the cards



Pro tip:
[use double sided tape for less of a mess and cleaner look!](#)

Step 3


Laminate the cards, so they will hold up over time. Begin Playing!



Click below for:
[Our favorite laminators](#)

Final SH

freeslp.com



Fish

freeslp.com




Wash

freeslp.com



Bush

freeslp.com




Brush

freeslp.com



Crash

freeslp.com



Leash

freeslp.com



Trash

freeslp.com



Cash

Sh

freeslp.com

Sh

freeslp.com

Sh

freeslp.com

Sh

freeslp.com

Sh

freeslp.com

Sh

freeslp.com

Sh

freeslp.com

Sh

freeslp.com