


If you're able to, your support would be greatly appreciated. Click the link or picture below to help support us!

Support us



Support Free SLP

One time

↻ Monthly

\$ 5

Your name or nickname

Your message

Donate



Thank you for downloading our materials!
We hope they make your sessions an
easier and more enjoyable experience.

[Click to see our favorite Amazon finds](#)

**If you would like to see some our
favorite finds from Amazon that we
love to incorporate into our therapy
sessions, click the link above!**

**Other games and materials that we
love can be found in the favorites
section of our website lined below.**

[Our Recommended games and materials](#)

Step 1

Cut the cards along the circle, or don't and just use the square cards!



Step 2

Glue or tape the front side of the cards to the backside of the cards



Pro tip:
[use double sided tape for less of a mess and cleaner look!](#)

Step 3

Laminate the cards, so they will hold up over time. Begin Playing!



Click below for:
[Our favorite laminators](#)

Spot the Match

H/h Articulation Version

FreeSLP.com

Each set of Spot the Match contains 31 cards.

The backs of each card can be found on page 11.

For every pair of cards that you draw, there will be one, and only one, match between the two cards.

There are tons of ways to play Spot the Match. Here are a few of our favorites

Classic Version: Start with the stack of cards face down in the middle of the table. Select one person who will be the "flipper" for this round. The flipper will flip two cards over. The flipper plays in the game just like everyone else.

The first person to find the same picture on each card and **SAY THE WORD** gets to keep those two cards. When all the cards are gone, the player with the most cards wins.

If you guess wrong, then you are not allowed to guess again until new cards are flipped!

Elimination: Divide the cards up evenly between all the players, but make sure to leave at least one extra card. For example, if there are four players, each player starts with 7 cards and there should be 3 cards left.

Place the extra cards facedown in the middle of the table. Have a player flip one of the extra cards over. The first player to find a match between the card in the middle of the table and a card in their hand gets to place that card from their hand down on top of the extra card. Make sure to say what match you found aloud. The card that was just placed down now becomes the card that players are trying to find a match to.

The first player to get rid of all their cards is the winner!

Twister: Place one card face up in the middle of the table. Then in a circle around the middle card, place however many cards you wish face down. If you want to play a longer game, create multiple rings around the middle card. Start a countdown. When the countdown reaches 0, players flip over one of the facedown cards and try to find a match between their flipped card and the card in the middle. Once you find a match, say the word aloud, take the card you flipped over, and then continue to flip over more facedown cards. **DO NOT TAKE THE CARD IN THE MIDDLE.** If you find a match, you **DO NOT** have to wait for the other players to find a match before flipping another card! The player to collect the most cards is the winner.

Feel Free to Create your own Versions of Find the Match!

Find a Match H / h Words

www.FreeSLP.com



Honey



Hot Dog



Seahorse



High Heels



Harry Potter



Hat



Horse



Hammer



Superheroes




Hippo



Heart



Hug



Hose




Hat



Horn



House



Hot



Helicopter



Hulk



Hay



Hive



Grasshopper

Hello Kitty

Hula Hoop



Lighthouse



Hockey



Hen



Happy

Dog House



Hat

Hippo



















Spot the Match

H/h

www.FreeSLP.com

Spot the Match

H/h

www.FreeSLP.com

Spot the Match

H/h

www.FreeSLP.com

Spot the Match

H/h

www.FreeSLP.com

Spot the Match

H/h

www.FreeSLP.com

Spot the Match

H/h

www.FreeSLP.com

Spot the Match

H/h

www.FreeSLP.com

Spot the Match

H/h

www.FreeSLP.com

Spot the Match

H/h

www.FreeSLP.com

Spot the Match

H/h

www.FreeSLP.com

Spot the Match

H/h

www.FreeSLP.com

Spot the Match

H/h

www.FreeSLP.com

Spot the Match

H/h

www.FreeSLP.com

Spot the Match

H/h

www.FreeSLP.com

Spot the Match

H/h

www.FreeSLP.com

Spot the Match

H/h

www.FreeSLP.com

Spot the Match

H/h

www.FreeSLP.com

Spot the Match

H/h

www.FreeSLP.com

Spot the Match

H/h

www.FreeSLP.com

Spot the Match

H/h

www.FreeSLP.com

Spot the Match

H/h

www.FreeSLP.com

Spot the Match

H/h

www.FreeSLP.com

Spot the Match

H/h

www.FreeSLP.com

Spot the Match

H/h

www.FreeSLP.com

Spot the Match

H/h

www.FreeSLP.com

Spot the Match

H/h

www.FreeSLP.com

Spot the Match

H/h

www.FreeSLP.com

Spot the Match

H/h

www.FreeSLP.com

Spot the Match

H/h

www.FreeSLP.com

Spot the Match

H/h

www.FreeSLP.com

Spot the Match

H/h

www.FreeSLP.com

Spot the Match

H/h

www.FreeSLP.com

Spot the Match

H/h

www.FreeSLP.com

Spot the Match

H/h

www.FreeSLP.com

Spot the Match

H/h

www.FreeSLP.com

Spot the Match

H/h

www.FreeSLP.com

Spot the Match

H/h

www.FreeSLP.com

Spot the Match

H/h

www.FreeSLP.com