

If you're able to, your support would be greatly appreciated. Click the link or picture below to help support us!

## Support us



The background features a collage of colorful educational cards with various icons and words: Sky, Clap, Draw, Crayon, Snack, Snap, Fries, Bread, Truck, and Smell. In the center is a circular logo for FreeSLP, depicting a person wearing a headset and holding a speech bubble.

### Support Free SLP

**One time**      ↻ Monthly

\$ 5

Your name or nickname

Your message

**Donate**



Thank you for downloading our materials!  
We hope they make your sessions an  
easier and more enjoyable experience.

**[Click to see our favorite Amazon finds](#)**

**If you would like to see some our  
favorite finds from Amazon that we  
love to incorporate into our therapy  
sessions, click the link above!**

---

**Other games and materials that we  
love can be found in the favorites  
section of our website lined below.**

**[Our Recommended games and materials](#)**

# Step 1

Cut the cards along the circle, or don't and just use the square cards!



Glue or tape the front side of the cards to the backside of the cards



**Pro tip:**  
[use double sided tape for less of a mess and cleaner look!](#)

# Step 3


Laminate the cards, so they will hold up over time. Begin Playing!



Click below for:  
[Our favorite laminators](#)


# INITIAL C / K

freeslp.com




**Koala**

freeslp.com



**Cow**

freeslp.com



**Cat**

freeslp.com




**Camel**

freeslp.com



**Key**

freeslp.com




**Kite**

freeslp.com



**Cop**

freeslp.com



**Cone**

C/K

[freeslp.com](https://freeslp.com)

C/K

[freeslp.com](https://freeslp.com)

C/K

[freeslp.com](https://freeslp.com)

C/K

[freeslp.com](https://freeslp.com)

C/K

[freeslp.com](https://freeslp.com)

C/K

[freeslp.com](https://freeslp.com)

C/K

[freeslp.com](https://freeslp.com)

C/K

[freeslp.com](https://freeslp.com)