

If you're able to, your support would be greatly appreciated. Click the link or picture below to help support us!

Support us



The background features a collage of colorful educational cards with various icons and words: Sky, Clap, Draw, Crayon, Snack, Snap, Fries, Bread, Truck, and Smell. In the center is a circular logo for FreeSLP, depicting a person wearing a headset and holding a speech bubble.

Support Free SLP

One time Monthly

\$ 5

Your name or nickname

Your message

Donate



Thank you for downloading our materials!
We hope they make your sessions an
easier and more enjoyable experience.

[Click to see our favorite Amazon finds](#)

**If you would like to see some our
favorite finds from Amazon that we
love to incorporate into our therapy
sessions, click the link above!**

**Other games and materials that we
love can be found in the favorites
section of our website lined below.**

[Our Recommended games and materials](#)

Step 1

Cut the cards along the circle, or don't and just use the square cards!



Glue or tape the front side of the cards to the backside of the cards



Pro tip:
[use double sided tape for less of a mess and cleaner look!](#)

Step 3


Laminate the cards, so they will hold up over time. Begin Playing!



Click below for:
[Our favorite laminators](#)

Initial S

freeslp.com




Sun

freeslp.com



Soap

freeslp.com




Seed

freeslp.com




Soup

freeslp.com



Sub

freeslp.com



Seal

freeslp.com



Sock

freeslp.com



Cereal

S/s

freeslp.com

S/s

freeslp.com

S/s

freeslp.com

S/s

freeslp.com

S/s

freeslp.com

S/s

freeslp.com

S/s

freeslp.com

S/s

freeslp.com