


If you're able to, your support would be greatly appreciated. Click the link or picture below to help support us!

## Support us



### Support Free SLP

One time

↻ Monthly

\$ 5

Your name or nickname

Your message

Donate



Thank you for downloading our materials!  
We hope they make your sessions an  
easier and more enjoyable experience.

[Click to see our favorite Amazon finds](#)

**If you would like to see some our  
favorite finds from Amazon that we  
love to incorporate into our therapy  
sessions, click the link above!**

**Other games and materials that we  
love can be found in the favorites  
section of our website listed below.**

[Our Recommended games and materials](#)

# Step 1

Cut each QR Code



# Step 2

Laminate the cards, so they will hold up over time.



Click below for:  
[Our favorite laminators](#)

# Step 3

Add reusable putty or velcro dots to the QR cards to make the cards stick exactly where you want them!



[Reusable sticky putty](#)

[Velcro Dots](#)





13



14



15



16



17






18



19



20



1

bat

2

boat

3

baby

4

bee

5

bell

6

bus

7

robot

8

bubbles

9

rainbow

10

cheeseburger

11

rabbit

12

skateboard

13

crab

14

web

15

lab

16

cube

17

sob

18

bulb

19

WINNER!!!!

20

WINNER!!!!

