


If you're able to, your support would be greatly appreciated. Click the link or picture below to help support us!

Support us



Support Free SLP

One time

↻ Monthly

\$ 5

Your name or nickname

Your message

Donate



Thank you for downloading our materials!
We hope they make your sessions an
easier and more enjoyable experience.

[Click to see our favorite Amazon finds](#)

**If you would like to see some our
favorite finds from Amazon that we
love to incorporate into our therapy
sessions, click the link above!**

**Other games and materials that we
love can be found in the favorites
section of our website listed below.**

[Our Recommended games and materials](#)

Step 1

Cut each QR Code



Step 2

Laminate the cards, so they will hold up over time.



Click below for:
[Our favorite laminators](#)

Step 3

Add reusable putty or velcro dots to the QR cards to make the cards stick exactly where you want them!



[Reusable sticky putty](#)

[Velcro Dots](#)





13



14



15



16



17






18



19



20



1

chicken

2

chips

3

chest

4

chair

5

cheese

6

cherry

7

teacher

8

question

9

kitchen

10

picture

11

french fries

12

ketchup

13

watch

14

wrench

15

launch

16

catch

17

witch

18

sandwich

19

WINNER!!!!

20

WINNER!!!!

