


If you're able to, your support would be greatly appreciated. Click the link or picture below to help support us!

Support us



Support Free SLP

One time

↻ Monthly

\$ 5

Your name or nickname

Your message

Donate



Thank you for downloading our materials!
We hope they make your sessions an
easier and more enjoyable experience.

[Click to see our favorite Amazon finds](#)

**If you would like to see some our
favorite finds from Amazon that we
love to incorporate into our therapy
sessions, click the link above!**

**Other games and materials that we
love can be found in the favorites
section of our website lined below.**

[Our Recommended games and materials](#)

Step 1

Cut each blue card out. It's up to you if you want to leave the trains on the page or cut them out!



Step 2

Laminate the cards, so they will hold up over time.



Click below for:
[Our favorite laminators](#)

[Velcro Dots](#)

Step 3

Add reusable putty or velcro dots to the trains and blue cards to make the cards stick exactly where you want them!



[Reusable sticky putty.](#)



Free SLP Carrier Phrase Trains

Each sound has sets of trains that allow you to create 2, 3, and 4 word utterances. (Tip: If you want to create longer utterances, cut out train cars from the extra pages and add them on to the train!)

Below each set of picture cards, there are blank trains and a train with "an".(For those pesky words that start with a vowel sound!)


Another tip: Kids love to draw their own pictures on the empty trains!

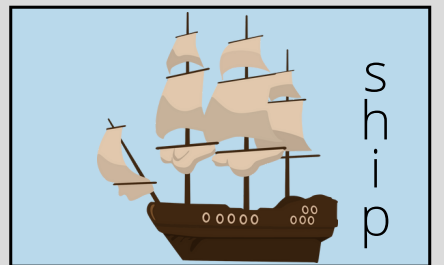












Get silly and create silly adjective trains!



2 Word Phrases

Stopping

Use the pictures provided on the next page to complete your train sentence























3 Word Phrases

Stopping

Use the pictures provided on the next page to complete your train sentence







4 Word Phrases

Stopping

Use the pictures provided on the next page to complete your train sentence



4 Word Phrases

Stopping

Use the pictures provided on the next page to complete your train sentence



