


If you're able to, your support would be greatly appreciated. Click the link or picture below to help support us!

## Support us



The background features a collage of colorful educational cards with various icons and labels: Sky, Clap, Draw, Crayon, Snack, Snap, Fries, Bread, Truck, and Smiley. In the center is a circular logo for FreeSLP, depicting a person wearing a headset and holding a speech bubble.

### Support Free SLP

**One time**      ↻ Monthly

\$ 5

Your name or nickname

Your message

**Donate**



Thank you for downloading our materials!  
We hope they make your sessions an  
easier and more enjoyable experience.

**[Click to see our favorite Amazon finds](#)**

**If you would like to see some our  
favorite finds from Amazon that we  
love to incorporate into our therapy  
sessions, click the link above!**

---

**Other games and materials that we  
love can be found in the favorites  
section of our website lined below.**

**[Our Recommended games and materials](#)**

# Step 1

Cut the cards along the circle, or don't and just use the square cards!



Glue or tape the front side of the cards to the backside of the cards



**Pro tip:**  
use double sided tape for less of a mess and cleaner look!

# Step 3


Laminate the cards, so they will hold up over time. Begin Playing!



Click below for:  
[Our favorite laminators](#)


# Initial Y

freeslp.com



Yak

freeslp.com




Yolk

freeslp.com




Yeti

freeslp.com



Yo-Yo

freeslp.com



Yellow

freeslp.com



Yogurt

freeslp.com

freeslp.com

Y / y

freeslp.com

Y / y

freeslp.com

Y / y

freeslp.com

Y / y

freeslp.com

Y / y

freeslp.com

Y / y

freeslp.com

Y / y

freeslp.com

Y / y

freeslp.com